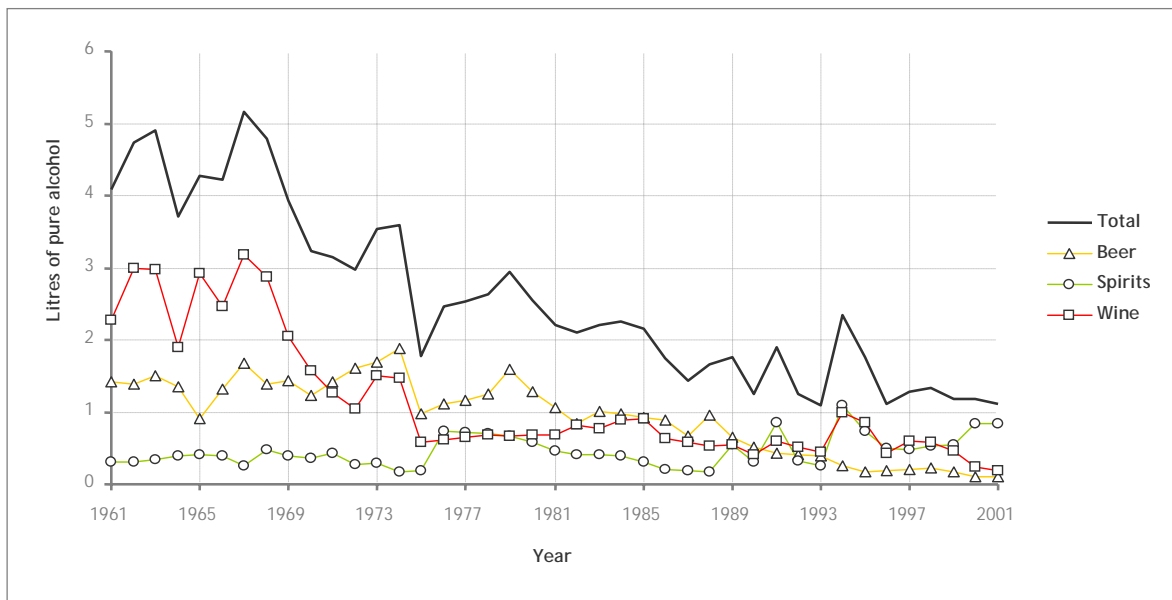


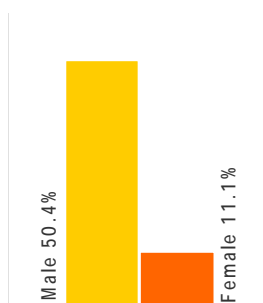
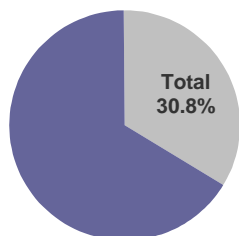
VANUATU

Recorded adult per capita consumption (age 15+)



Sources: FAO (Food and Agriculture Organization of the United Nations), World Drink Trends 2003

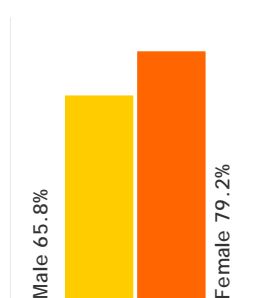
Alcohol consumers



1998 survey administered in five of the six provinces of Vanuatu. Participants were selected using a cluster sampling methodology and only household members aged 20 years and over were interviewed.¹

The Vanuatu Noncommunicable Diseases survey conducted in 1985 was a cross-sectional prevalence survey of adults in Vanuatu aged 20 years and over drawn from three populations presumed to be at different levels of modernisation: Villa (urban), Nguna (intermediate) and Middle Bush Tanna (rural). 74% of males and 19% of females used alcohol in the urban population; 82% of males and 16% of females used alcohol in the intermediate population and 70% of males and 3% of females used alcohol in the rural population.¹

Youth drinking (lifetime abstainers)



Survey conducted by UNICEF of youths aged 15 years old (total sample size $n = 886$).²

Youth drinking (drunkenness)

In a survey conducted by UNICEF of youths aged 15 years old (total sample size $n = 886$), 3.5% of boys and 1.9% of girls reported being drunk two or more times.²

Morbidity, health and social problems from alcohol use

In 2002 there were 138 hospital admissions attributable to alcohol – 10 were for noncommunicable diseases and 128 for other diseases. Alcohol was responsible for 1.68% of all noncommunicable diseases hospital admissions and 1.35% of total admissions.¹

Economic and social costs

In 2002 the treatment costs for hospital admissions of all diseases attributable to alcohol amounted to 5 592 026 Vatus.¹

Country background information

Total population 2003	212 000	Life expectancy at birth (2002)	Male	66.4
Adult (15+)	125 080		Female	69.1
% under 15	41	Probability of dying under age 5 per 1000 (2002)	Male	40
Population distribution 2001 (%)			Female	40
Urban	22	Gross National Income per capita 2002	US\$	1080
Rural	78			

Sources: Population and Statistics Division of the United Nations Secretariat, World Bank World Development Indicators database, The World Health Report 2004

References

1. Doran C. *Economic impact assessment of noncommunicable diseases on hospital resources in Tonga, Vanuatu and Kiribati*. Pacific Action for Health Project: Secretariat of the Pacific Community, AusAID, 2003.
2. UNICEF. *The state of health behavior and lifestyle of Pacific youth. Vanuatu Report*. UNICEF Pacific. Suva, 2001.