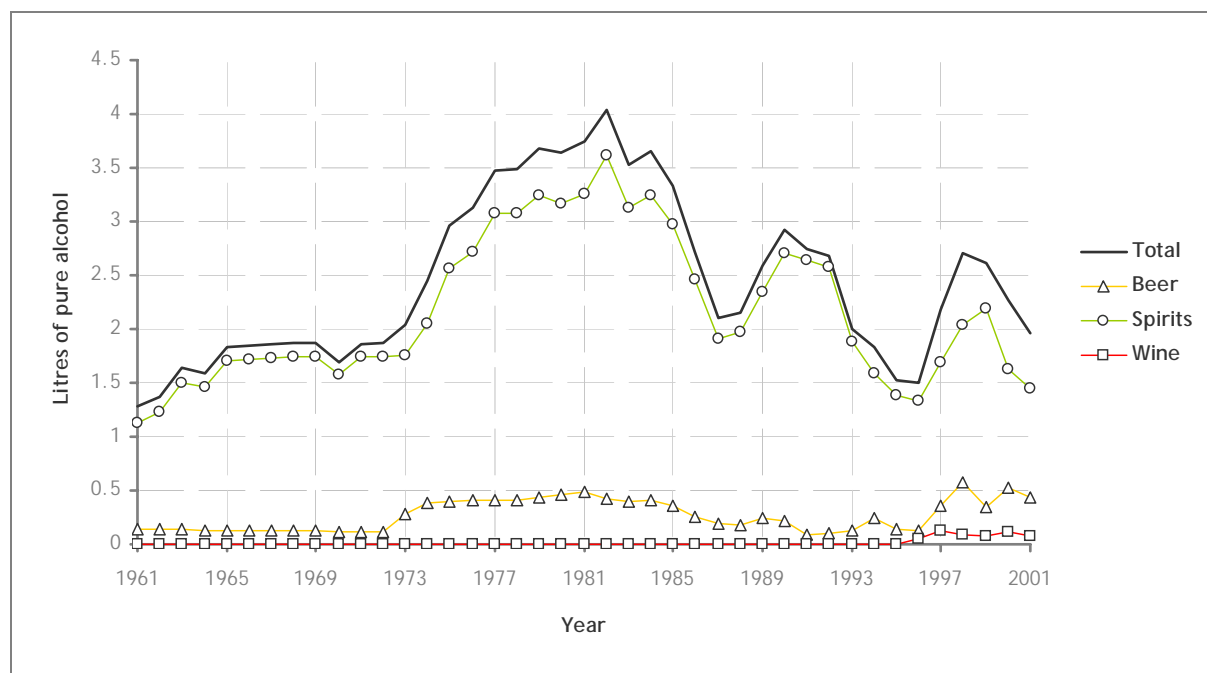


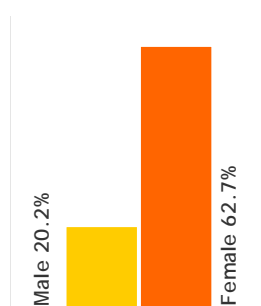
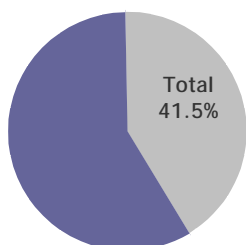
MONGOLIA

Recorded adult per capita consumption (age 15+)



Sources: FAO (Food and Agriculture Organization of the United Nations), World Drink Trends 2003

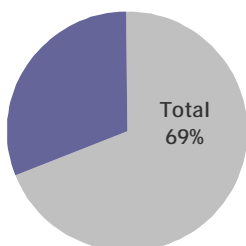
Last year abstainers



Estimates from key alcohol experts showing proportion of adult males and females who had been abstaining (last year before the survey). Data is for after year 1995.¹

Research by Dr Erdenebayer of the Narcology Centre (survey on alcoholism in 1998) indicates that over 51% of the population drink more than they should, 8% of these being women.²

Youth drinking (lifetime use of alcohol)



Data from a sample of 870 Hohhut, Inner Mongolia students.³

The same study also found that 19% of students had drunk alcohol in the last 30 days. A larger proportion of indigenous Chinese (Han) have ever consumed alcohol (81%) compared to Mongolian students (61%). Han students were more likely to report ever having been drunk.³

Traditional alcoholic beverages

Traditionally, Mongolians drink *koumiss*, also known as *airag* - a fizzy and lightly alcoholic brew made by fermenting mare's milk. It is still the summertime drink of choice for the country's half a million herders.⁴

Unrecorded alcohol consumption

The unrecorded alcohol consumption in Mongolia is estimated to be 2.0 litres pure alcohol per capita for population older than 15 for the years after 1995 (estimated by a group of key alcohol experts).¹

Morbidity, health and social problems from alcohol use

One recent report for the UNDP indicates that 72% of serious crime (murder, violent robbery, and attacks) are alcohol-related.² It has also been noted that alcohol abuse could be Mongolia's biggest stumbling block to economic and social progress, with women especially falling victim to a daily round of vodka-fueled violence.⁵

Around 5% of all traffic accidents were due to drink driving and there were over 2500 cases of drunk driving in Ulaan Bataar alone (statistics from the traffic police).²

Country background information

Total population 2003	2 594 000	Life expectancy at birth (2002)	Male	60.1
Adult (15+)	1 763 920		Female	65.9
% under 15	32	Probability of dying under age 5 per 1000 (2002)	Male	75
Population distribution 2001 (%)			Female	66
Urban	57	Gross National Income per capita 2002	US\$	440
Rural	43			

Sources: Population and Statistics Division of the United Nations Secretariat, World Bank World Development Indicators database, The World Health Report 2004

References

1. Alcohol per capita consumption, patterns of drinking and abstention worldwide after 1995. Appendix 2. *European Addiction Research*, 2001, 7(3):155–157.
2. Tumendemberel B. *Alcoholism in Mongolia*. Association Against Alcoholism and Drug Abuse NGO of Mongolia (<http://www.alkoholpolitik.ch/internat/mongolei.htm>, accessed 1 April 2004).
3. Newman IM et al. Policies for student populations seeking indigenous norms as the basis for policy development in Inner Mongolia. In: Varley A, ed. *Towards a global alcohol policy: The proceedings of the Global Alcohol Policy Advocacy Conference, Syracuse, New York, USA, August 2000*. London, The Institute of Alcohol Studies, 2000.
4. Lawless J. A new brew. *Far Eastern Economic Review*, 18 February 1999.
5. Massonnet P. Vodka-fueled violence threatens Mongolia's growth. *Agence France-Presse*. 2003 (http://quickstart.clari.net/qs_se/webnews/wed/dc/Qmongolia-alcohol.RU7w_DSL.html, accessed 13 February 2004).