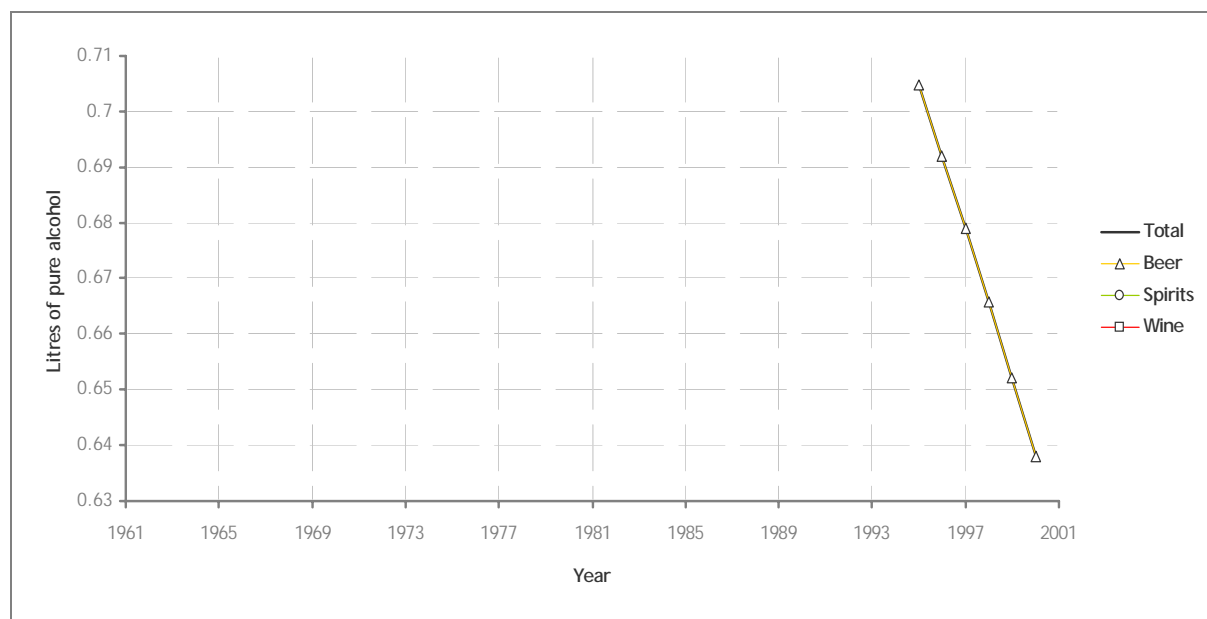


MICRONESIA (FEDERATED STATES OF)

Recorded adult per capita consumption (age 15+)

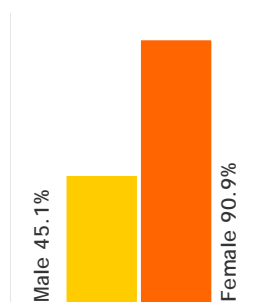
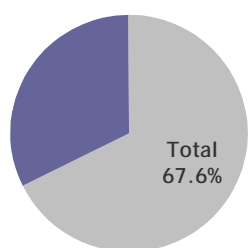


Note: No data available for spirits and wine.

Sources: FAO (Food and Agriculture Organization of the United Nations), World Drink Trends 2003

The per capita consumption in the Federated States of Micronesia in 1992 is 1.4 litres of pure alcohol for the total population. The breakdown of the per capita consumption by states is as follows: Yap (5.3 litres), Kosrae (2.5 litres), Pohnpei (1.2 litres) and Chuuk (0.5 litres).¹

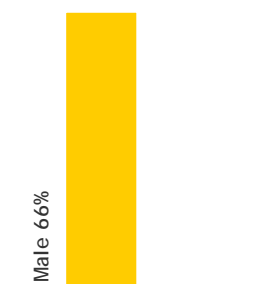
Last year abstainers



Total sample size $n = 1418$; males $n = 1223$ and females $n = 195$.¹

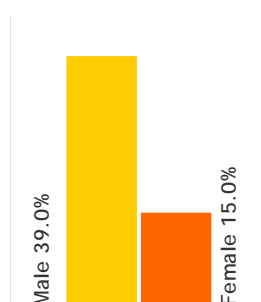
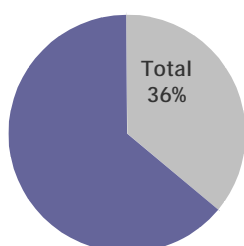
The same survey also found that the rate of daily drinkers (among current drinkers) was 11% (total), 11% (males) and 7% (females). The average number of drinks taken by an alcohol user on a drinking day is 13.¹

Heavy drinkers in Moen Island, Chuuk



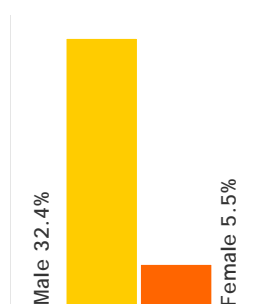
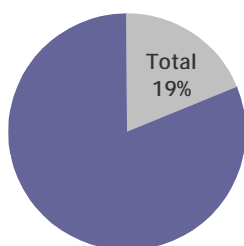
General population survey of 1000 adults aged 15 years and above conducted on Moen Island, Chuuk in 1985.²

Heavy episodic drinkers (among current drinkers)



Original survey had total sample size $n = 1418$; males $n = 1223$ and females $n = 195$. Data shows subsample of current drinkers who are heavy episodic drinkers.¹

Youth drinking (last year alcohol user)



Survey of youths aged 15 to 19 years old.¹

The 2001 Health Behaviour and Lifestyle of Pacific Youth survey of 1516 in-school students from the State of Pohnpei in the Federated States of Micronesia (mostly aged between 14 and 17 years) found that 76.3% of students had used alcohol at least once in the past.²

Youth drinking (drunkenness)

The Health Behaviour and Lifestyle of Pacific Youth survey which had a sample of 1516 in-school students from the State of Pohnpei found that the experience of drunkenness was quite common, with almost half of students reporting that they had been drunk at least twice in the past, and one in five reporting that they had been drunk more than ten times.²

Traditional alcoholic beverages

Achi (fermented coconut toddy), *chooriyu* (distilled *achi*) and *yiss* (yeast or home brew) is drunk in Chuuk. In response to an inquiry concerning the kind of alcoholic beverage that they usually drank, included as part of the 1985 general population survey, just over 2% indicated 'home brew' (compared to 59% 'distilled spirits' and 38% 'beer').³

Morbidity, health and social problems from alcohol use

During the period from 1991 to 1995, the percentage of alcohol-related deaths from all deaths in the Federated States of Micronesia has risen from 3.5% in 1991 to 5.9% in 1995.¹

During the period from 1991 to 1996, 81 of 182 suicides occurred when the victim was intoxicated. Thus, 45% of all suicides were occasioned by alcohol use.¹

Everywhere in the Federated States of Micronesia alcohol-related crimes account for the vast majority of arrests. For twenty years, official reports have estimated that 80–90% of all arrests were connected to alcohol: either because they were committed by persons while intoxicated (as in most cases of aggravated assault, homicide, disorderly conduct) or because they were motivated by the desire to obtain money for drinking (as with many crimes of theft, breaking and entering, and larceny).¹

Country background information

Total population 2003	109 000	Life expectancy at birth (2002)	Male	64.9
Adult (15+)	66 490		Female	68.1
% under 15	39	Probability of dying under age 5 per 1000 (2002)	Male	63
Population distribution 2001 (%)			Female	51
Urban	29	Gross National Income per capita 2002	US\$	1980
Rural	71			

Sources: Population and Statistics Division of the United Nations Secretariat, World Bank World Development Indicators database, The World Health Report 2004

References

1. Hezel FX. *Alcohol and drug use in the Federated States of Micronesia*. Micronesian Seminar (on behalf of the Center for Substance Abuse Treatment).
2. *The State of Health Behaviour and Lifestyle of Pacific Youth. FSM Report*. UNICEF Pacific. Suva, Fiji, 2001.
3. Marshall M. Beverage alcohol and other psychoactive substance use by young people in Chuuk, Federated States of Micronesia (Eastern Caroline Islands). *Contemporary Drug Problems*, 1991, 18(3):331–371.